

# THE RECORD BOOK

## YEAR-BY-YEAR RESULTS

Year	Record	Pct.	Coach	EAGL	Pct.	Fin. at EAGL's
1976	6-7	.462	Susan Mattern			
1977	6-8	.429	Kathie Court-Slaughter			
1978	10-3-1	.750	Kathie Court-Slaughter			
1979	11-7	.611	Bob Nelligan			
1980	11-14	.440	Bob Nelligan			
1981	9-7	.563	Bob Nelligan			
1982	19-6	.760	Bob Nelligan			
1983	10-13	.435	Bob Nelligan			
1984	19-14	.576	Bob Nelligan			
1985	17-22	.436	Bob Nelligan			
1986	12-17	.414	Bob Nelligan			
1987	18-10	.643	Bob Nelligan			
1988	17-12	.586	Bob Nelligan			
1989	20-11-1	.629	Bob Nelligan			
1990	6-7	.462	Bob Nelligan			
1991	15-17	.469	Bob Nelligan			
1992	11-24	.314	Bob Nelligan			

Year	Record	Pct.	Coach	EAGL	Pct.	Fin. at EAGL's
1993	20-12	.625	Bob Nelligan			
1994	13-24-1	.365	Bob Nelligan			
1995	23-14	.622	Bob Nelligan			
1996	25-24	.467	Bob Nelligan	4-4	.500	4th - 189.900
1997	11-19	.367	Bob Nelligan	1-8	.111	7th - 191.775
1998	22-18	.550	Bob Nelligan	3-6	.333	4th - 192.675
1999	29-13	.690	Bob Nelligan	5-4	.556	2nd - 195.475
2000	19-12	.613	Bob Nelligan	4-1	.800	3rd - 195.050
2001	19-10	.655	Bob Nelligan	3-2	.769	2nd - 195.875
2002	21-9	.700	Bob Nelligan	6-1	.857	3rd - 196.425
2003	15-12-1	.455	Bob Nelligan	5-5	.500	4th - 195.775
2004	13-16	.450	Bob Nelligan	3-7	.300	5th - 196.025
2005	18-12-1	.597	Bob Nelligan	5-4	.556	2nd - 195.200
2006	16-12	.571	Bob Nelligan	7-3	.700	5th - 194.175
2007	8-20	.286	Bob Nelligan	3-8	.272	8th - 191.175
<b>Total</b>	<b>489-424-5</b>	<b>.535</b>	<b>3 coaches</b>	<b>49-52</b>	<b>.485</b>	

## COACHING HISTORY

### SUSAN MATTERN



1 Season • (1975-76)  
Overall: 6-7, .461

### KATHIE COURT-SLAUGHTER



2 Seasons • (1976-78)  
Overall: 16-11-1, .589

### BOB NELLIGAN



29 Seasons • (1978-Present)  
Overall: 467-408-4, .534

## ALL-TIME POSTSEASON

### NCAA SOUTHEAST REGION CHAMPIONSHIPS

194.575, Finished 5th (6 teams)	4/3/04
193.825, Finished 4th (6 teams)	4/12/03
195.580, Finished 3rd (6 teams)	4/7/01
193.775, Finished 4th (6 teams)	4/1/00
194.125, Finished 4th (6 teams)	4/10/99
190.100, Finished 7th (7 teams)	4/4/98
189.900, Finished 7th (7 teams)	4/13/96
183.900, Finished 7th (7 teams)	4/6/91
186.150, Finished 3rd (7 teams)	3/25/89
181.400, Finished 5th (7 teams)	4/2/88
181.800, Finished 4th (7 teams)	4/4/87
179.500, Finished 5th (6 teams)	4/5/86
170.300, Finished 5th (6 teams)	3/27/85
172.000, Finished 6th (6 teams)	1984

### USAG COLLEGIATE NATIONAL CHAMPIONSHIPS

186.200, Finished 5th (8 teams)	4/13/95
184.050, Finished 6th (8 teams)	4/15/94

### ECAC CHAMPIONSHIPS

187.900, Finished 3rd (7 teams)	3/20/93
183.900, Finished 4th (6 teams)	3/23/91
182.250, Finished 6th (7 teams)	3/28/92

## TERP SPOTLIGHT

# BONNIE BERNSTEIN

FROM MARYLAND GYMNASTICS TO ABC SPORTS/ESPN



"Receiving a scholarship was, in itself, an honor; but more important, it allowed me to spend valuable time participating in internships that prepared me for my career, instead of working my way through school. That scholarship is still paying dividends, years after my time in College Park."

**BONNIE BERNSTEIN**  
Gymnastics '92  
ABC Sports/ESPN Broadcaster  
Founder/CEO, Velvet Hammer Media



# ALL-TIME HONORS

## ALL-AMERICANS



**JENNY HUFF**  
1982 • AIAW



**KARA KLAUS**  
1994 • USA Gymnastics



**NICOLE LEFCOURT**  
1994 • USA Gymnastics



**GILLIAN COTE**  
2001 • NCAA



**JILL FISHER**  
2001 • NCAA

### NATIONAL HONORS ACADEMIC ALL-AMERICANS

Karyn Fein	1999
Shelly Hernandez	1999
Kit Johnson	1999
Gillian Cote	1999, 2001, 2002
Mandy Pasqual	2006

### COSIDA ACADEMIC ALL-DISTRICT

Mandy Pascual	2003, 2004, 2005, 2006
---------------	------------------------

### NCAA POSTGRADUATE SCHOLARSHIP

Gillian Cote	2002
--------------	------

### ARTHUR ASHE JR. SPORTS SCHOLAR OF YEAR

Kit Johnson	2002
-------------	------

### SOUTHEAST REGION COACH OF THE YEAR

Bob Nelligan	1999
--------------	------

### SOUTHEAST ASSISTANT COACH OF THE YEAR

Rhonda Faehn-Tetreault	1998
Wendy Marshall	1999

### NCAA SOUTHEAST REGION CHAMPION

Ronanne Comerford	1988 (vault)
-------------------	--------------

### NCAA CHAMPIONSHIP COMPETITORS

Ronanne Comerford	1988
Gillian Cote	1999, 2001
Laura Moon	1999, 2000
Jill Fisher	2001
Lisa Mealey	2001 (alternate)

### AIAW HONORS

Jill Andrews	1982 (Nat'l All-Around Qualifier)
Jenny Huff	1982 (All-American Floor)
Julie Kane	1982 (All-East Vaulting Team)
Holly Morris	1982 (Senior Gymnast)

### ACC HONORS ACC TOURNAMENT CHAMPIONS

Michelle Ritenhour	1983 (vault)
Robin Swick	1984 (floor, all-around)

### ACC COMMUNITY SERVICE AWARD

Shannon Buckley	2000
Karyn Fein	2000
Gillian Cote	2001, 2002
Angela Ferg	2007
Jill Fisher	2001
Gretchen Kittelberger	2006
Alyssa Mealey	2001
Lisa Mealey	2001
Cameron Logan	2004



### MARYLAND HONORS PRESIDENT'S CUP (HIGHEST TEAM GPA)

Gymnastics Team	1999, 2000, 2001, 2002, 2003, 2005, 2006, 2007
-----------------	--

### CHAMPS LIFE SKILLS AWARD

Gymnastics Team	2002, 2003, 2004, 2005
-----------------	------------------------

### SCHOLAR ATHLETE AWARD

Yvonne Raner	1988
Bonnie Bernstein	1992

### COMMUNITY SERVICE AWARD

Gillian Cote	1999
Shannon Buckley	2000
Elize Burke	2000
Karyn Fein	2000
Shelly Hernandez	2000
Jodi Morgan	2000
Gillian Cote	2001
Jill Fisher	2001
Alyssa Mealey	2001
Lisa Mealey	2001
Cameron Logan	2004
Katherine Schroeder	2004
Ginny Scott	2004
Rachel Martinez	2005
Rebecca Ruppert	2005
Gretchen Kittelberger	2006
Lindsey Bonomo	2007
Angela Ferg	2007

# ALL-TIME EAGL HONORS

## COACH OF THE YEAR

Bob Nelligan 1999

## OUTSTANDING ROOKIE GYMNAST

Leah Brill 2002  
Gillian Cote 1999  
Rachel Dolbin 1997  
Brandi George 2007



**LEAH BRILL ACCEPTING THE 2002 EAGL OUTSTANDING ROOKIE GYMNAST AWARD.**

## EVENT CHAMPIONS

Jill Fisher 2000 (floor), 2001 (floor)  
Sarah Hoenig 2003 (beam)  
Rachel Martinez 2003 (all-around, beam)  
Leah Brill 2005 (Bars)

## GYMNAST OF THE WEEK

Stacy Breidenbach 2/26/96  
Megyn Byrnes 1/13/98  
Gillian Cote 1/11/99, 2/15/99, 3/1/99,  
3/14/00, 3/13/01, 2/5/02  
Rachel Martinez 3/18/03 3/25/03  
Rachel Martinez 1/12/04, 2/16/04, 3/9/04  
Rachel Martinez 1/10/06  
Lisa Mealey 1/28/02  
Laura Moon 2/22/99, 1/10/00, 2/22/00, 3/7/00

## SPECIALIST OF THE WEEK

Sarah Hoenig 3/18/03, 2/2/04  
Rachel Colon 1/11/05

## ROOKIE OF THE WEEK

Lindsey Bonomo 1/20/05  
Gretchen Kittelberger 2/2/05

## SCHOLAR ATHLETE OF THE YEAR

Stacy Breidenbach 1998  
Gillian Cote 2001, 2002  
Gretchen Kittelberger 2007

## ALL-EAGL FIRST TEAM

Stacy Breidenbach 1996 (beam)  
1997 (beam)  
Megyn Byrnes 1998 (all-around, bars)  
Rachel Colon 2006 (beam)  
2007 (bars)  
Gillian Cote 1999 (all-around, bars, beam, floor)  
2000 (all-around, bars, vault)  
2001 (vault)  
2002 (bars, all-around)  
Marisa DiNatale 1996 (floor)  
Karyn Fein 1998 (beam)  
Angela Ferg 2007 (vault)  
Jill Fisher 2000 (floor)  
2001 (floor)

**Brandi George 2007 (beam, floor, all-around)**  
Sarah Hoenig 2002 (beam)  
2003 (beam)  
2004 (beam)

Christine Holcombe 1998 (all-around)  
Kit Johnson 1999 (vault, beam)  
Rachel Martinez 2003 (floor, all-around)  
2004 (all-around, bars, floor, vault)  
2005 (beam, floor)  
2006 (all-around, floor)

Alyssa Mealey 2002 (bars)  
Lisa Mealey 2002 (vault, bars, all-around)  
Laura Moon 1999 (all-around, beam)  
2000 (all-around, beam)

Alexis Moran 1996 (bars)  
Mandy Pascual 2003 (bars)  
2004 (bars)

## ALL-EAGL SECOND TEAM

Stacy Breidenbach 1996 (all-around),  
1998 (beam)  
Megyn Byrnes 1996 (bars),  
1997 (all-around, bars)  
Rachel Colon 2005 (beam)  
2006 (all-around)  
Gillian Cote 1999 (vault),  
2000 (beam, floor),  
2001 (bars, all-around)

**Allison Dama 2007 (bars)**  
Marisa DiNatale 1996 (beam)  
Rachel Dolbin 1997 (bars)  
Jenny Engel 1998 (floor)  
Angela Ferg 2006 (vault)  
Jill Fisher 2000 (beam)  
2001 (beam)

Alexandria Gatch 2003 (beam)  
**Brandi George 2007 (vault)**  
Shelly Hernandez 1997 (vault)  
Sarah Hoenig 2004 (floor, vault)  
Kit Johnson 2001 (vault)  
Rachel Martinez 2005 (vault, bars, all-around)  
2003 (vault, bars)  
2004 (beam)  
2006 (vault, bars, beam)

Alyssa Mealey 2000 (bars)  
2001 (bars)  
2002 (bars)

Lisa Mealey 2001 (bars, all-around)  
2002 (floor)

Laura Moon 1999 (bars, floor)  
2000 (bars, vault)

Alexis Moran 1998 (bars)  
Ginny Scott 2004 (Floor)  
**Talia Tossone 2007 (beam)**

## ALL-ACADEMIC TEAM

Lindsey Bonomo 2005, 2006, 2007  
Stacy Breidenbach 1996, 1997, 1998  
**Michael Brenner 2007**

Leah Brill 2002, 2003, 2004, 2005  
Shannon Buckley 1999, 2000  
Elize Burke 1998, 1999, 2000

Megyn Byrnes 1998  
Stacey Celenski 2003  
Rachel Colon 2007  
Kelly Conger 1997

Clare Cote 2001  
Gillian Cote 1999, 2000, 2001, 2002

**Allison Dama 2007**  
Denise Driscoll 1999

Jenny Engel 1996, 1999  
Karyn Fein 1998, 1999, 2000

Angela Ferg 2006, 2007  
**Morgan Fishbein 2005, 2006, 2007**

Catherine Gardner 2000, 2001, 2002  
Alexandria Gatch 2004, 2006

**Brandi George 2007**  
Shelly Hernandez 1997, 1998, 1999, 2000

Sarah Hoenig 2003, 2004, 2005  
Christine Holcombe 1998, 1999

Hilary Jameson 1996  
Kit Johnson 1999, 2000, 2001, 2002

**Gretchen Kittelberger 2005, 2006**  
Ashley LeVine 2004, 2005, 2006, 2007

Cameron Logan 2003, 2004  
Kim Loew 2006, 2007

Rachel Martinez 2005, 2006  
Alyssa Mealey 1999, 2000, 2001, 2002

Lisa Mealey 1999, 2000, 2001, 2002  
Margeaux Meeks 2007

Laura Moon 1999, 2000  
Alexis Moran 1998

Jodi Morgan 2000  
**Kelsey Nelligan 2006, 2007**

Ashley Oberdorff 2002, 2004, 2005  
Mandy Pascual 2002, 2003, 2004, 2005, 2006

Meg Quinlan 1996  
Rebecca Ruppert 2003, 2004, 2005, 2006

Chrissy Samwell 2002  
Katherine Schroeder 2001, 2002, 2003, 2004

Ginny Scott 2003, 2004, 2005  
Rachel Sibert 2001, 2002, 2003, 2004

Marisa St.Louis 2004, 2005, 2007  
**Talia Tassone 2007**

Lindsey Willner 2007  
Jenny Wright 1997



**RACHEL MARTINEZ**

# ALL-TIME ROSTER

Susie Abramowitz	1985
Suzanne Abrams	1980
<b>Abbey Adams</b>	<b>2008-Present</b>
Ashly Albert	1997-98
Jill Andrews	1980-83

Becky Bacon	2001
Wendy Barg	1994
Bonnie Bernstein	1989-92
Tara Boerger	1995
<b>Lindsey Bonomo</b>	<b>2005-Present</b>
Cora Bonstein	1985-88
Erin Borschow	1989-91
Pamela Bradley	1997
Kathleen Brand	1981
Stacy Breidenbach	1995-98
<b>Michele Brenner</b>	<b>2007-Present</b>
Leah Brill	2002-2005
Shannon Buckley	1997-2000
Eiize Burke	1997-2000
Megyn Byrnes	1995-98

Kelley Callaway	1995-98
Cindy Carapellucci	1981-83
Linda Carter	1986-88
Carolyn Cassanese	1983
Susan Casselberry	1977
Heidi Cayouette	1980-82
Stacey Celenski	2000-2003
Denise Cheng	1994
Karen Coccia	1975-77
Anne Coffey	1996
Ginger Collins	1992-93
Rachel Colon	2004-2007
Ronanne Comerford	1987-90
Kelly Conger	1997
Clare Cote	2001
Gillian Cote	1999-2002
Betty Corteguera	1989-92
Wendy Crump	1980

<b>Allison Dama</b>	<b>2007-Present</b>
Suzanne Davison	1982
Joy Dawson	1997
Kerry Day	1986
Marisa DiNatale	1993-96
Rachel Dolbin	1997-2000
Beth Dougherty	1995
Denise Driscoll	1997-99

Stacy Eichwald	1993-94
Jenny Engel	1996-99

Debi Farling	1983-86
Karyn Fein	1998-2000
Angie Ferg	2004-2007
Kathy Finerman	1983-84
<b>Morgan Fishbein</b>	<b>2005-Present</b>
Jill Fisher	2000-01
J. J. Flentke	1989-91

Catherine Gardner	2000-2003
Alexandria Gatch	2003-2006
<b>Brandi George</b>	<b>2007-Present</b>
Janet Gessford	1975-77
Sally Gilbert	1994-95
Sara Gingrich	1997
Diana Gobbet	1976
Judith Ann Grove	1977


Jan Hammond	1983-86
Lisa Harty	1985-86
Shelly Hernandez	1997-2000
Kelli Berry Hill	1978-80
Gail Hoffman	1977
Christine Holcombe	1996-2000
Sarah Hoenig	2001-2004
Kathy Hudson	1984-87
Jenni Huff	1982-85
Katherine Hurley	1982-83

Dayna Kim Isaacs	1977
------------------	------

Hilary Jameson	1993-96
Joy Johnson	1978
Kit Johnson	1999-2002
<b>Kaitlin Joseph</b>	<b>2008-Present</b>

Julie Kane	1981-84
Meredith Karp	1993-95
<b>Candice King</b>	<b>2007-Present</b>
Catherine King	1980
<b>Gretchen Kittelberger</b>	<b>2005-Present</b>
Kara Klaus	1991-95
Kristine Konn	1992-94
Marilyn Kotolich	1975
Sarah Krimins	1990-93

Sara Lam	2006
Nicole Lefcourt	1991-95
Marianne Legan	1978
Susan Leibeskind	1977
Ashley LeVine	2004-2007
Cameron Logan	2003-2004
<b>Kim Loew</b>	<b>2006-Present</b>
Jennifer Lorion	1991-96
Leanne Lustica	1984-87



Rachel Martinez	2003-2006
Shannon Mastrogianis	1985-88
<b>Kelsey McDermid</b>	<b>2008-Present</b>
Kathy McGuire	1975-77
Sarah McNeil	1981-82
Alyssa Mealey	1999-2002
Lisa Mealey	1999-2002
<b>Margaux Meeks</b>	<b>2007-Present</b>
Jenn Messina	1994-95
Leslie Mitchell	1989-91
Sandy Mitchell	1983-86
Patricia Mohelski	1981
Stacey Mont	1982-83
Laura Moon	1999-2000
Patricia Mooney	1977
Alexis Moran	1995-98
Jodi Morgan	1998-2001
Holly Morris	1978-82
Donna Mosley	1981-82
Darcie Muro	1986-87
Jenna Murphy	1998-99

Beth Nacincik	1977
Kim Navarol	1975-77
<b>Kelsey Nelligan</b>	<b>2006-Present</b>
Ashley Oberdorff	2002-05
Amy Obregon	1981
Mandy Pascual	2002-2006
Patty Petrone	1983
Patty Prestigiacomio	1978
Meg Quinlan	1994-96
Yvonne Raner	1986-89
<b>Lisa Reifschneider</b>	<b>2008-Present</b>
Wendy Reinitz	1980
Kathy Richardson	1981-84
Michelle Ritenour	1984
Jade Rosser	1996-97
Lisa Ruderman	1993-94
Rebecca Ruppert	2003-2006

Robbi Saiki	1987-90
Chrissy Samwell	1999-2002
Karen Sauer	1983
Ginny Scott	2003-2006
Catherine Schroeder	2001-2004
Ruth Shladovskiy	1982-85
Rachel Sibert	2001-2004
Kristi Skowronski	2003-2004
Kimberly Smith	1980
Paula Smith	1986-89
Sherry Sonnendecker	1975
Donna Stark	1978
Marisa St. Louis	2004-2007
Robin Swick	1985-88

<b>Talia Tossone</b>	<b>2007-Present</b>
Nancy Totaro	1986-87
Amy Trantanella	1994

Lauren Urbaniak	1995-98
-----------------	---------

<b>Alyssa Valbert</b>	<b>2008-Present</b>
Vicky Valentine	1986-89
Diane Volpe	1989-92

Beth Walls	1996-97
Dana Walton	2005
Lequita Williams	2002-2003
Kathy Wilson	1978-80
Lindsey Willner	2006-2007
Jenny Wright	1994-98

Stephanie Young	1986-89
Arousha Youssefi	1993

## TERP SPOTLIGHT

# JILL FISHER

### MARYLAND'S FIRST PERFECT 10



**10**  
Gymnastics:  
Fisher gets the program's first perfect score.

By Steve Baskin  
Special to the Baltimore Sun

**TERP SPOTLIGHT** - Terrapin junior transfer Jill Fisher achieved perfection for the second time in her gymnastics career. She scored a 10 on the floor exercise at the Sun Belt Cup in Greensboro, N.C., on Feb. 4, 2000.

"The 10 felt awesome. It was really great," Fisher said. "I've worked on this skill for a long time and I'm really proud of it."

**GYMNASTICS** (Sun Belt Cup) - Fisher's perfect score was the first in the history of the Sun Belt Cup. She is the first Maryland gymnast to score a 10 on the floor exercise at the Sun Belt Cup.

PHOTO BY STEVE BASKIN/SUN BELT CUP

- Scored first perfect 10 in Maryland history on the floor exercise at the Governor's Cup at North Carolina on Feb. 4, 2000.
- Scored first perfect 10 at the EAGL Championships at North Carolina on March 24, 2001.
- First Maryland gymnast to earn two consecutive perfect 10's (March 19, 2001 against George Washington and March 24, 2001 at the EAGL Championships).
- In just two years at Maryland, Fisher earned a 9.9 or higher on floor twenty times.
- Finished the 2000 regular season as the No. 1 floor competitor in the nation.
- Finished the 2001 post-season as the No. 4 floor competitor in the nation.
- One of the first two gymnasts to earn NCAA All-American honors.

# TOP TEAM SCORES

## OVERALL

1.	Stanford	197.375	3/6/04
2.	Temple	197.125	3/10/00
3.	at George Washington	196.650	3/12/03
4.	George Washington	196.500	3/19/01
5.	Iowa	196.325	2/14/04
6.	Rutgers	196.200	3/11/01
7.	Rhode Island	196.100	2/16/02
8.	EAGL Championships	196.025	3/20/04
	George Washington, Pennsylvania, North Carolina	196.025	3/8/03
10.	Governor's Cup at Towson	195.950	2/4/00
11.	EAGL Championships	195.875	3/24/01
12.	NCAA Regionals	195.850	4/7/01
13.	Texas Women's, James Madison, Towson	195.825	2/22/03
14.	George Washington	195.800	3/3/04
	James Madison	195.800	3/9/01
16.	EAGL Championships	195.775	3/29/03
17.	Temple, James Madison, Towson	195.750	1/31/04
	Rutgers	195.750	3/15/03
19.	at George Washington	195.675	2/7/00
20.	Florida, George Washington, Rhode Island	195.575	3/13/99
21.	Towson	195.500	3/16/01
	George Washington	195.500	2/19/01
23.	EAGL Championships	195.475	3/27/99
24.	at Wolfpack Invitational	195.425	3/6/99

## VAULT

1.	Stanford	49.175	3/6/04
2.	Rutgers	49.075	3/11/01
3.	Iowa	49.025	2/14/04
	NCAA Regionals	49.025	4/7/01
5.	Florida, George Washington, Rhode Island	48.975	3/13/99
6.	Temple	48.950	3/10/00
7.	Governor's Cup at Towson	48.925	2/7/04
	Temple, James Madison, Towson	48.925	1/31/04
9.	Towson, Rhode Island, Temple	48.900	3/16/01
	EAGL Championships	48.900	3/18/00
11.	NCAA Regionals	48.875	4/3/04
	George Washington	48.875	3/12/03
13.	George Washington	48.850	3/19/01
	James Madison	48.850	3/9/01
15.	<b>EAGL Championships</b>	<b>48.825</b>	<b>3/25/05</b>
	at NC State, New Hampshire, George Washington	<b>48.825</b>	<b>3/17/06</b>
	Ohio State, Pittsburgh	48.825	1/10/04
	Texas Women's, James Madison, Towson	48.825	2/22/03
	Rhode Island	48.825	2/16/02
19.	Rutgers	48.800	3/15/03
	Penn State	48.800	3/3/01
	Governor's Cup at Towson	48.800	2/4/00
	EAGL Championships	48.800	3/27/99
23.	at Illinois	48.775	1/21/06
	at NC State, UNH, GWU	48.775	3/17/06
	at EAGL Championships	48.775	3/25/06
	George Washington	48.775	3/3/04
	at Towson	48.775	2/26/99
	George Washington	48.775	2/17/99

## UNEVEN BARS

1.	Stanford	49.325	3/6/04
	Temple	49.325	3/10/00
3.	EAGL Championships	49.300	3/20/04
4.	Texas Women's, James Madison, Towson	49.275	2/22/03
	Governor's Cup	49.275	2/2/02
6.	George Washington, Pennsylvania, North Carolina	49.225	3/8/03
	George Washington	49.225	3/19/01
8.	at George Washington	49.200	3/12/03
9.	Penn State	49.175	3/3/01
10.	Florida, George Washington, Rhode Island	49.175	3/13/99
11.	at Wolfpack Invitational	49.175	3/6/99
12.	Rhode Island	49.150	2/16/02
13.	Rutgers	49.100	3/15/03
	at EAGL Championships	49.100	3/18/00
	Radford	49.100	1/28/00
16.	at Temple	49.075	2/16/00
	Governor's Cup at Towson	49.075	2/4/00
18.	EAGL Championships	49.050	3/25/05
	Iowa	49.050	2/14/04
	EAGL Championships	49.050	3/24/01
21.	at Towson, Rhode Island, Temple	49.025	3/16/01
	at George Washington	49.025	2/7/00
23.	Temple, James Madison, Towson	48.975	1/31/04
24.	at West Virginia, Michigan	48.950	2/22/04
	at NCAA Southeast Regional Championships	48.950	4/7/01
	at Nebraska, Arizona State, California	48.950	2/28/99

## BALANCE BEAM

1.	Rutgers	49.500	3/15/03
2.	at EAGL Championships	49.425	3/27/99
3.	at George Washington	49.375	3/12/03
4.	Stanford	49.350	3/6/04
5.	at Radford	49.325	1/9/99
6.	NCAA Southeast Regionals	49.300	3/20/04
	Temple	49.300	3/10/00
8.	at Wolfpack Invitational	49.225	3/6/99
9.	George Washington	49.200	1/25/02
10.	George Washington, Pennsylvania, North Carolina	49.175	3/8/03
11.	Rhode Island	49.125	2/16/02
	George Washington	49.125	3/19/01
	Rutgers	49.125	3/11/01
14.	at Penn State, Rhode Island	49.025	3/9/02
15.	George Washington	49.000	3/3/04
	James Madison	49.000	3/9/01
	Temple & West Virginia	49.000	2/13/99
18.	<b>New Hampshire, Temple, James Madison</b>	<b>48.925</b>	<b>2/23/07</b>
	EAGL Championships	48.925	3/20/04
	Towson, Rutgers, William & Mary	48.925	3/16/02
	at West Virginia, James Madison & Kent State	48.925	2/10/02
	at George Washington	48.925	2/7/00
	Governor's Cup at Towson	48.925	2/4/00
24.	Iowa	48.900	2/14/04
	at Towson	48.900	3/21/03

## FLOOR EXERCISE

1.	Temple	49.550	3/10/00
2.	Stanford	49.525	3/6/04
3.	George Washington	49.425	3/3/04
4.	EAGL Championships	49.375	3/20/04
	EAGL Championships	49.375	3/18/00
	James Madison & WVU	49.375	3/2/00
7.	Iowa	49.350	2/14/04
8.	EAGL Championships	49.325	3/24/01
9.	West Virginia, Michigan	49.300	2/22/04
	George Washington	49.300	3/19/01
11.	Air Force, Pittsburgh, NC State	49.275	3/12/04
12.	Rutgers	49.225	2/28/04
	Towson, Rutgers, William & Mary	49.225	3/16/02
	James Madison	49.225	3/9/01
15.	at George Washington	49.200	3/12/03
	Georgia, Temple	49.200	1/27/02
	Rutgers	49.200	3/11/01
	Penn State	49.200	3/3/01
19.	Governor's Cup at Towson	49.150	2/4/00
20.	Governor's Cup at Towson	49.100	2/7/04
	at George Washington	49.100	2/7/00
22.	George Washington	49.075	2/11/04
	at George Washington	49.075	2/13/02
	at Temple	49.075	2/16/00
	Florida, George Washington, Rhode Island	49.075	3/13/99

Bold indicates marks set last season.



**SARAH  
HOENIG**

# TOP INDIVIDUAL SCORES

## ALL-AROUND

1.	Rachel Martinez	EAGL Championships	39.625	3/29/03
	Rachel Martinez	Rutgers	39.625	3/15/03
	Gillian Cote	Temple	39.625	3/10/00
4.	Rachel Martinez	Stanford	39.600	3/6/04
5.	Rachel Martinez	EAGL Championships	39.550	3/20/04
	Rachel Martinez	George Washington	39.550	3/3/04
7.	Rachel Martinez	at George Washington	39.525	3/12/03
	Rachel Martinez	Texas Women's, JMU, Towson	39.525	2/22/03
	Gillian Cote	George Washington	39.525	3/19/01
10.	Rachel Martinez	at George Washington	39.500	2/11/04
	Rachel Martinez	Governor's Cup at Towson	39.500	2/7/04
	Laura Moon	Temple	39.500	3/10/00
	Laura Moon	James Madison, Western Michigan	39.500	3/2/00
14.	Rachel Martinez	Iowa	39.475	2/14/04
	Gillian Cote	Rutgers	39.475	3/11/01

## VAULT

1.	Rachel Martinez	at George Washington	9.950	2/11/04
2.	Rachel Martinez	at EAGL Championships	9.925	3/20/04
	Rachel Martinez	EAGL Championships	9.925	3/29/03
4.	<b>Candace King</b>	<b>at George Washington</b>	<b>9.900</b>	<b>2/8/07</b>
	Rachel Martinez	Stanford	9.900	3/6/04
	Rachel Martinez	George Washington	9.900	3/3/04
	Rachel Martinez	Iowa	9.900	2/14/04
	Rachel Martinez	Governor's Cup at Towson	9.900	2/7/04
	Rachel Martinez	Texas Women's, JMU, Towson	9.900	2/22/03
	Rachel Martinez	Rutgers	9.900	3/15/03
	Rachel Martinez	at Towson	9.900	3/22/03
	Gillian Cote	Rutgers	9.900	3/11/01
12.	Angela Ferg	EAGL Championships	9.875	3/25/06
	Rachel Martinez	Air Force, Pittsburgh, NC State	9.875	3/12/04
	Gillian Cote	George Washington	9.875	3/19/01
	Gillian Cote	Temple	9.875	3/10/00
15.	Ginny Scott	at Illinois	9.850	1/21/06
	Angela Ferg	Pittsburgh, Rutgers	9.850	2/17/06
	Rachel Martinez	Temple	9.850	2/26/06
	Rachel Martinez	at Rutgers	9.850	2/28/04
	Rachel Martinez	at North Carolina	9.850	1/24/04
	Rachel Martinez	at Ohio State, Pittsburgh	9.850	1/10/04
	Rachel Sibert	at George Washington	9.850	3/12/03
	Lisa Mealey	Governor's Cup at Maryland	9.850	2/2/02
	Lisa Mealey	Georgia, Temple	9.850	1/27/02
	Kit Johnson	at NCAA SE Regional	9.850	4/7/01
	Jill Fisher	at Towson, Rhode Island, Temple	9.850	3/16/01
	Jill Fisher	Rutgers	9.850	3/11/01
	Jill Fisher	Temple	9.850	3/10/00
	Gillian Cote	James Madison, Western Michigan	9.850	3/2/00
	Laura Moon	Governor's Cup at Towson	9.850	2/4/00
	Laura Moon	Florida, George Washington & Rhode Island	9.850	3/13/99
	Laura Moon	George Washington	9.850	2/17/99
	Shelly Hernandez	Radford	9.850	3/15/97

## UNEVEN BARS

1.	Mandy Pascual	Stanford	9.925	3/6/04
	Rachel Martinez	at West Virginia, Michigan	9.925	2/22/04
	Mandy Pascual	Texas Women's, JMU, Towson	9.925	2/22/03
	Mandy Pascual	at George Washington	9.925	3/12/03
	Lisa Mealey	at WVU, James Madison & Kent St.	9.925	2/10/02
	Gillian Cote	at EAGL Championships at North Carolina	9.925	3/24/01
	Lisa Mealey	Penn State	9.925	3/3/01
	Gillian Cote	Temple	9.925	3/10/00
	Laura Moon	Temple	9.925	3/10/00
10.	Rachel Martinez	at Rutgers	9.900	2/28/04
	Mandy Pascual	West Virginia	9.900	2/14/03
	Kristi Skowronski	George Washington, Penn., North Carolina	9.900	3/8/03
	Kristi Skowronski	at George Washington	9.900	3/12/03
	Rachel Martinez	Texas Women's, James Madison, Towson	9.900	2/22/03
	Gillian Cote	EAGL Championships at Towson	9.000	3/23/02
	Gillian Cote	Rhode Island	9.900	2/16/02
	Gillian Cote	Governor's Cup at Maryland	9.900	2/2/02
	Lisa Mealey	Governor's Cup at Maryland	9.900	2/2/02
	Lisa Mealey	Georgia & Temple	9.900	1/27/02
	Lisa Mealey	George Washington	9.900	1/25/02
	Gillian Cote	George Washington	9.900	3/19/01
	Lisa Mealey	George Washington	9.900	3/19/01
	Lisa Mealey	Rutgers	9.900	3/11/01
	Gillian Cote	James Madison	9.900	3/9/01
	Alyssa Mealey	Temple	9.900	3/10/00
	Laura Moon	at Temple	9.900	2/16/00
	Gillian Cote	Radford	9.900	1/28/00
	Gillian Cote	Florida, George Washington, Rhode Island	9.900	3/13/99
	Gillian Cote	at Wolfpack Invitational	9.900	3/6/99
	Gillian Cote	at Nebraska, Arizona State, California	9.900	2/28/99

## BALANCE BEAM

1.	Sarah Hoinig	Air Force, Pittsburgh, NC State	9.950	3/12/04
	Kit Johnson	George Washington	9.950	1/25/02
	Gillian Cote	at Radford	9.950	1/9/99
4.	Rachel Martinez	Air Force, Pittsburgh, NC State	9.925	3/12/04
	Sarah Hoinig	Stanford	9.925	3/6/04
	Sarah Hoinig	at North Carolina	9.925	1/24/04
	Sarah Hoinig	at George Washington	9.925	3/12/03
	Sarah Hoinig	Rutgers	9.925	3/15/03
	Sarah Hoinig	EAGL Championships	9.925	3/29/03
	Rachel Martinez	EAGL Championships	9.925	3/29/03
	Gillian Cote	Governor's Cup at Maryland	9.925	2/2/02
	Laura Moon	James Madison and Western Michigan	9.925	3/2/00
	Gillian Cote	at George Washington	9.925	2/7/00
	Gillian Cote	EAGL Championships	9.925	3/27/99
	Kit Johnson	EAGL Championships	9.925	3/27/99
	Kit Johnson	at Wolfpack Invitational	9.925	3/6/99

## FLOOR EXERCISE

1.	Jill Fisher	at EAGL Championships at North Carolina	10.00	3/24/00
	Jill Fisher	George Washington	10.00	3/19/01
	Jill Fisher	at Governor's Cup at Towson	10.00	2/4/00
4.	Jill Fisher	at EAGL Championships	9.975	3/18/00
	Gillian Cote	Temple	9.975	3/10/00
6.	Rachel Martinez	at EAGL Championships	9.950	3/20/04
	Rachel Martinez	Stanford	9.950	3/6/04
	Rachel Martinez	George Washington	9.950	3/3/04
	Rachel Martinez	Rutgers	9.950	3/15/03
	Gillian Cote	Georgia & Temple	9.950	1/27/02
	Jill Fisher	Rutgers	9.950	3/11/01
	Jill Fisher	James Madison	9.950	3/9/01
	Jill Fisher	Temple	9.950	3/10/00
	Jill Fisher	James Madison, Western Michigan	9.950	3/2/00
	Jill Fisher	at Temple	9.950	2/16/00
	Jill Fisher	at George Washington	9.950	2/7/00
17.	Rachel Martinez	Temple	9.925	2/26/06
	Ginny Scott	Air Force, Pittsburgh, NC State	9.925	3/12/04
	Ginny Scott	Stanford	9.925	3/6/04
	Ginny Scott	George Washington	9.925	3/3/04
	Rachel Martinez	at West Virginia, Michigan	9.925	2/22/04
	Rachel Martinez	EAGL Championships	9.925	3/29/03
	Gillian Cote	Towson, Rutgers, William & Mary	9.925	3/16/02
	Alyssa Mealey	Georgia, Temple	9.925	1/27/02
	Jill Fisher	at Towson, Rhode Island, Temple	9.925	3/16/01
	Gillian Cote	James Madison	9.925	3/9/01
	Jill Fisher	Penn State	9.925	3/3/01
	Laura Moon	Temple	9.925	3/10/00
	Jill Fisher	at Michigan	9.925	2/26/00
	Jill Fisher	at New Hampshire	9.925	2/12/00
	Gillian Cote	at Governor's Cup	9.925	2/4/00
	Jill Fisher	Radford	9.925	1/28/00



Bold indicates marks set last season and individual currently active on roster.

# ALL-TIME SCORES

## 1976 (6-7 OVERALL)

1/22	68.70	William Paterson	58.45	W
		Georgetown	31.25	W
1/25	68.20	Frostburg State	63.10	W
1/29	66.21	Towson State	80.39	L
2/4	62.00	Princeton	59.10	W
		Pennsylvania	41.30	W
2/15	70.10	Madison	72.65	L
		Rutgers	68.40	W
2/18	56.74	Temple	69.33	L
		Glassboro State	63.70	L
2/22	75.85	UMBC	79.05	L
2/26	73.70	West Chester State	88.35	L
3/5	75.62	Trenton State	80.72	L
3/19-21	75.00	EAIWA Regional Champs (16th out of 30 teams)		

## 1977 (6-8 OVERALL)

1/24	66.17	Frostburg State	62.83	W
1/27	54.40	at Rutgers	76.65	L
1/31	67.55	Pennsylvania	61.45	W
		William Paterson	59.85	W
2/3	101.10	Georgetown	49.10	W
		Towson State	127.50	L
2/6		Glassboro State		
2/12	106.10	at UMBC	94.20	W
2/14	64.45	at Madison	77.55	L
2/16		at Princeton		
2/21	69.65	at UMBC	74.85	L
2/25	73.00	Towson State	95.35	L
2/28	66.13	at West Chester State	94.46	L
		at Massachusetts	98.90	L
3/1	104.65	Madison	108.8	L
		Georgetown	34.80	W
3/3		Trenton State		
3/18-20		EAIWA Regional Champs @ Cornell		

## 1977-78 (10-3-1 OVERALL)

12/8	125.00	Trenton State	113.7	W
1/21	116.30	Geo. Washington	47.05	W
1/28	116.36	North Carolina	127.14	L
		Duke	110.06	W
2/4	124.55	Frostburg State	98.60	W
		Glassboro State	97.35	W
2/10	124.75	Madison	123.60	W
		Virginia Tech	92.50	W
2/14	126.65	West Chester State	125.50	W
2/18	127.90	Towson State	129.85	L
		Rutgers	128.35	L
		Geo. Washington	53.40	W
2/24	126.35	Slippery Rock	126.35	T
		William Paterson	87.80	W

## 1978-79 (11-7 OVERALL)

12/7	113.40	at Trenton	111.45	W
1/23	110.55	at Pittsburgh	129.70	L
1/24	113.15	at Slippery Rock	121.60	L
		vs. Youngstown State	102.50	W
1/25	123.35	at Kent State	132.80	L
1/27	113.10	at Frostburg	102.65	W
		vs. UMBC	91.80	W
2/10	105.50	at Glassboro State	69.00	W
2/13	118.45	West Chester State	122.55	L
		Duke	114.20	W
2/15	121.35	Geo. Washington	92.50	W

2/17	118.45	Rutgers	116.00	W
		James Madison	108.95	W
2/21	118.30	North Carolina	125.45	L
		William Paterson	92.15	W
2/26	122.20	Towson State	126.40	L
2/28	110.20	at Temple	125.95	L
		vs. Pennsylvania	96.70	W

## 1979-80 (11-14 OVERALL)

12/1		at Pittsburgh Invitational		
	105.90	at Pittsburgh	133.15	L
		vs. West Virginia	127.10	L
		vs. James Madison	122.70	L
12/6	118.25	Trenton State	102.10	W
		Frostburg State	96.95	W
12/8	116.75	Pittsburgh	125.90	L
		New Hampshire	121.45	L
1/11	121.35	at James Madison	122.15	L
		vs. East Carolina	117.90	W
		vs. Memphis State	115.25	W
		vs. Montgomery C.C.	90.95	W
1/17	118.50	at Geo. Washington	90.15	W
		vs. Georgetown	74.83	W
1/24	117.10	at North Carolina	123.85	L
1/25	122.00	at Duke	127.20	L
		vs. Clemson	65.35	W
2/2	120.50	Slippery Rock	122.50	L
2/12	112.05	at West Chester State	131.55	L
2/16	121.50	Kent State	123.05	L
		Virginia Tech	86.70	W
2/23	124.80	vs. Rhode Island	129.6	L
		at Rutgers	125.6	L
3/8	123.50	vs. West Virginia	134.80	L
		at Pennsylvania	114.50	W
		vs. Temple	78.90	W

## 1980-81 (9-7 OVERALL)

12/6	118.0	at Pittsburgh	136.15	L
		vs. Alabama	130.32	L
1/17	123.80	North Carolina	122.95	W
1/18	122.60	at Navy	101.70	W
1/20	128.10	Geo. Washington	92.80	W
1/23	134.60	East Carolina	113.10	W
1/31	129.60	at Hofstra	117.90	W
2/2	122.30	at New Hampshire	129.65	L
2/7	130.55	Duke	132.85	L
2/10	121.50	West Chester State	125.40	L
2/14	131.40	James Madison	124.55	W
2/28	130.00	Rutgers	121.40	W
		Georgetown	71.35	W
3/7	129.25	West Virginia	133.85	L
		Pennsylvania	130.80	L
		Temple	106.80	W
3/27-28	130.3	EAIWA Reg. @ Pitt. (7th place)		

## 1981-82 (19-6 OVERALL)

12/4	130.00	Navy	94.25	W
1/9	131.45	Hofstra	96.15	W
1/16	132.15	Pittsburgh	123.45	W
1/22	124.25	Geo. Washington	117.45	W
1/30	134.15	New Hampshire	137.85	L
		Massachusetts	128.95	W
2/3	132.75	vs. North Carolina	133.20	L
		at NC State	129.15	W

2/5		Duke Invitational		
	133.50	vs. Alabama	140.30	L
		vs. West Virginia	131.70	W
		vs. Kentucky	129.85	W
		at Duke	forfeit	W
2/19	130.05	at James Madison	128.0	W
2/27	132.80	at Rutgers	122.00	W
		vs. Princeton	116.25	W
3/6	140.35	at West Virginia	141.95	L
		vs. Pennsylvania	135.55	W
		vs. Temple	112.75	W
3/19-20		Eastern Reg. AIAW Champs @ Clarion State		
	137.35	vs. West Virginia	139.25	L
		vs. Yale	138.35	L
		at Clarion	136.55	W
		vs. Rhode Island	135.50	W
		vs. Cornell	134.95	W
		vs. Pennsylvania	132.75	W
		vs. Northeastern	129.05	W

## 1982-83 (10-13 OVERALL)

12/11	159.9	Auburn	155.7	W
		NC State	154.1	W
1/14	157.15	at Pittsburgh	163.7	L
		vs. Michigan	155.45	W
		vs. New Mexico	154.95	W
1/21	161.20	New Mexico	164.3	L
		Geo. Washington	126.3	W
1/25	158.85	at New Hampshire	173.35	L
1/29	166.40	at Massachusetts	169.80	L
		vs. Rhode Island	161.20	W
2/5		Red & White Classic @ Alabama		
	169.55	at Alabama	181.75	L
		vs. Georgia	178.25	L
		vs. Ohio St.	175.25	L
		vs. Nebraska	174.35	L
2/20		UCLA Invitational		
	166.4	vs. Utah	182.8	L
		at UCLA	178.85	L
		vs. USC	178.85	L
2/26	166.55	North Carolina	163.7	W
3/1	162.05	James Madison	139.7	W
3/5	160.05	vs. West Virginia	169.60	L
		at Temple	163.95	L
		vs. Pennsylvania	157.4	W
3/12	164.10	Cornell	156.55	W

## 1983-84 (19-14 OVERALL)

12/3		at Cornell Invitational		
	170.10	at Cornell	163.45	W
		vs. Ithaca	157.25	W
		vs. Rhode Island	154.40	W
		vs. Cortland	152.20	W
12/17		Arizona Cactus Classic @ Arizona		
	174.15	at Arizona	180.2	L
		vs. San Diego State	172.5	W
		vs. Denver	171.65	W
		vs. Indiana	170.7	W
		vs. Montana	164.15	W
1/2		Shenandoah Inv. @ James Madison		
	167.15	vs. New Hampshire	167.95	L
		at James Madison	159.30	W
		vs. NC State	159.60	W
		vs. North Carolina	159.10	W

1/28	174.50	Rhode Island	164.95	W
		Massachusetts	164.60	W
		Duke	116.65	W
2/6		Red & White Classic @ Alabama		
	174.70	vs. Georgia	181.70	L
		at Alabama	181.45	L
		vs. Ohio St.	179.30	L
		vs. Oklahoma	177.45	L
		vs. Nebraska	174.75	L
2/9	170.3	at Towson	157.10	W
		vs. Navy	129.80	W
2/11	174.9	at Geo. Washington	153.50	W
		vs. Youngstown	141.60	W
2/24		ACC Tournament @ North Carolina		
	173.85	vs. NC State	175.25	L
		at North Carolina	174.65	L
		vs. Duke	170.20	W
3/		NCAA Southeast Region Champs @ Florida		
	172.00	at Florida	187.95	L
		vs. Georgia	181.85	L
		vs. West Virginia	174.35	L
		vs. NC State	174.20	L
		vs. North Carolina	173.40	L

**1984-85 (17-22 OVERALL)**

12/1		Cornell Invitational		
	171.40	vs. Rhode Island	171.30	W
		at Cornell	164.90	W
		vs. Ithaca	158.50	W
12/28		Aloha Gymfest @ Hawaii		
	172.05	vs. New Mexico	177.30	L
		vs. Oregon State	176.70	L
		vs. Louisiana State	176.00	L
		vs. Oklahoma	175.50	L
		vs. UCLA	174.10	L
		vs. Brigham Young	168.85	W
		vs. Montana	165.10	W
		vs. UC Santa Barbara	159.25	W
1/19		Shenandoah Valley Classic @ J. Madison		
	171.25	vs. West Virginia	172.80	L
		vs. Pittsburgh	171.10	L
		vs. Kent State	167.35	W
		vs. NC State	163.20	W
		at James Madison	137.15	W
1/26	172.85	at Rhode Island	174.05	L
		vs. Massachusetts	168.45	W
2/1	176.30	Geo. Washington	165.85	W
2/9		Red & White Classic @ Alabama		
	174.30	at Alabama	186.20	L
		vs. Georgia	185.00	L
		vs. Ohio St.	181.80	L
		vs. Oklahoma	180.60	L
2/15		Arizona Cactus Classic		
	178.65	at Arizona	183.50	L
		vs. Oklahoma	183.35	L
		vs. Georgia	180.85	L
		vs. Ohio State	179.75	L
		vs. Brigham Young	176.65	W
		vs. USC	171.35	W
3/2	177.20	West Virginia	179.40	L
		Temple	173.15	W
		Pennsylvania	163.05	W
3/20	175.80	at Kentucky	179.10	L
		vs. Louisiana State	165.50	W

3/27		NCAA Southeast Region Champs @ Georgia		
	170.30	vs. Florida	186.45	L
		at Georgia	182.60	L
		vs. North Carolina	176.15	L
		vs. West Virginia	174.80	L
		vs. Kentucky	167.50	W

**1986 (12-17 OVERALL)**

1/11	168.85	vs. Arizona	182.05	L
		at Washington	181.80	L
		vs. Seattle	169.15	L
1/16	175.80	vs. Washington	179.50	L
		at California	177.70	L
1/25	172.75	at Massachusetts	167.60	W
		vs. Rhode Island	161.95	W
2/2	180.25	at North Carolina	180.70	L
		vs. Georgia College	167.05	W
2/7		Red & White Classic @ Alabama		
	172.90	at Alabama	185.40	L
		vs. Georgia	183.05	L
		vs. Illinois State	173.70	L
2/13	174.8	New Hampshire	173.55	W
2/16	177.0	at West Virginia	177.50	L
		vs. Pittsburgh	177.50	L
2/21		ACC Tournament @ NC State		
	180.35	vs. North Carolina	182.35	L
		at NC State	173.05	W
3/1	174.9	at Geo. Washington	157.10	W
3/7		Georgia Bulldog Invitational		
	177.6	at Georgia	186.0	L
		vs. Auburn	174.0	W
3/15	179.05	Geo. Washington	156.95	W
3/21	177.85	at Radford	173.55	W
		vs. NC State	171.3	W
3/29	180.95	NC State	166.55	W
4/5		NCAA Southeast Region Champs @ Florida		
	179.50	vs. Georgia	186.80	L
		at Florida	185.40	L
		vs. North Carolina	180.65	L
		vs. Kentucky	180.40	L
		vs. West Virginia	178.40	W

**1987 (18-10 OVERALL)**

1/12	169.65	at Geo. Washington	161.15	W
1/24	177.45	Rhode Island	168.75	W
		Massachusetts	164.40	W
1/31	174.65	vs. Penn State	178.40	L
		at New Hampshire	175.85	L
2/7	177.65	UMBC	163.60	W
2/14	179.00	West Virginia	176.70	W
2/21	181.75	Florida	183.30	L
		North Carolina	176.70	W
		Radford	166.05	W
2/28	177.35	at Temple	175.90	L
		vs. West Virginia	175.35	W
		vs. Pennsylvania	161.50	W
3/8		Georgia Bulldog Invitational		
	181.60	at Georgia	191.55	L
		vs. Penn State	183.75	L
		vs. Auburn	180.25	W
		vs. North Carolina	179.00	W
3/15	178.70	Pittsburgh	177.05	W
		Towson State	175.80	W
3/22	181.10	at NC State	181.25	L
3/28		ACC Tournament at North Carolina		
	181.85	vs. NC State	180.40	W
		at North Carolina	179.85	W

4/4		NCAA Southeast Region Champs @ Florida		
	181.80	at Florida	187.90	L
		vs. Georgia	186.70	L
		vs. West Virginia	182.30	L
		vs. Kentucky	180.05	W
		vs. William & Mary	174.35	W
		vs. Towson State	173.15	W

**1988 (17-12 OVERALL)**

1/7	175.75	Geo. Washington	167.25	W
1/10	176.25	vs. Penn State	176.65	L
		at West Virginia	175.00	W
		vs. Indiana (Pa.)	172.70	W
1/24	178.60	at Rhode Island	174.20	W
		vs. Massachusetts	166.15	W
1/27	175.05	at UMBC	170.20	W
1/31	182.90	vs. West Virginia	178.55	W
		at North Carolina	177.30	W
2/7		State Games @ Maryland		
	179.75	Towson State	181.95	L
		UMBC	168.95	W
		Navy	71.15	W
2/12	182.30	at Florida	189.25	L
		vs. Michigan State	186.55	L
2/27		Best Western Maryland Inn & Royal Pine Terrapin Invitational		
	185.85	Louisiana State	190.90	L
		Georgia	189.45	W
		NC State	178.65	W
3/12	180.65	vs. Ohio State	183.90	L
		at Penn State	183.15	L
3/19	185.70	at Towson State	184.95	W
		vs. William & Mary	180.25	W
3/26		ACC Tournament @ Maryland		
	184.05	North Carolina	180.95	W
		NC State	178.40	W
4/2		NCAA Southeast Region Champs @ Florida		
	181.40	vs. Georgia	189.80	L
		at Florida	189.10	L
		vs. Towson State	184.40	L
		vs. Kentucky	183.45	L
		vs. West Virginia	181.00	W
		vs. North Carolina	178.00	W

**1989 (20-11-1 OVERALL)**

1/13	181.50	Geo. Washington	178.50	W
		Rutgers	167.95	W
1/20	182.50	West Virginia	181.90	W
1/22	180.70	at Indiana (Pa.)	178.55	W
		vs. Navy	158.65	W
2/4	181.95	at Towson State	183.40	L
		vs. UMBC	170.55	W
		vs. Navy	166.05	W
2/11	183.90	Louisiana State	186.30	L
		Indiana (Pa.)	181.70	W
2/18	182.25	at Florida	192.30	L
		vs. Oklahoma	187.45	L
		vs. Minnesota	185.60	L
		vs. Michigan State	185.35	L
		vs. West Virginia	183.10	L
2/25	185.20	at Alabama	190.50	L
		vs. Wisconsin	185.20	T
3/4		Terrapin Invitational		
	185.25	William & Mary	182.60	W
		North Carolina	182.25	W
		New Hampshire	181.90	W
		Geo. Washington	180.75	W

## 2008 MARYLAND GYMNASTICS

27  
SPORTS

3/12	186.95	at Louisiana State	189.85	L
		vs. West Virginia	185.35	W
		vs. NC State	183.05	W
3/18		ACC Tournament @ NC State		
	189.35	at NC State	188.15	W
		vs. North Carolina	185.75	W
3/25		NCAA Southeast Region Champs @ Georgia		
	186.15	at Georgia	193.20	L
		vs. Florida	191.05	L
		vs. Towson State	185.05	W
		vs. Kentucky	182.80	W
		vs. NC State	182.30	W
		vs. West Virginia	181.55	W

**1990 (6-7 OVERALL)**

1/14	178.80	Geo. Washington	175.60	W
		Rutgers	174.45	W
1/21	178.10	Indiana (Pa.)	179.90	L
2/3		Maryland State Meet		
	182.05	Towson State	186.90	L
		UMBC	173.50	W
		Navy	167.50	W
2/11	182.10	Nebraska	192.60	L
		Oklahoma	191.50	L
2/16	178.10	Arizona State	189.30	L
2/24	182.45	Indiana (Pa.)	181.80	W
		NC State	178.80	W
		New Hampshire		
3/2	183.25	Towson State	186.05	L
		Temple	180.30	
3/6		Geo. Washington		
3/16		West Virginia		
3/23-3/24		ACC Tournament @ North Carolina		
		North Carolina		
		NC State		
3/31	182.95	Towson State	187.00	L

**1991 (15-17 OVERALL)**

1/19	184.30	Indiana (Pa.)	181.50	W
1/26		Geo. Washington Invitational		
	182.10	at Geo. Washington	186.00	L
		vs. William & Mary	184.20	L
		vs. Temple	181.55	W
		vs. Indiana (Pa.)	180.60	W
		vs. Bridgeport	179.75	W
		vs. Yale	178.95	W
		vs. Pennsylvania	178.15	W
2/2		Maryland State Games		
	185.80	vs. Towson State	187.45	L
		at Navy	174.55	W
2/9	183.95	Northern Illinois	187.60	L
2/14	186.40	UC Santa Barbara	183.15	W
2/23	185.50	Rutgers	180.15	W
		James Madison	179.95	W
3/1	180.05	vs. Auburn	187.55	L
		vs. West Virginia	184.95	L
		at Temple	183.65	L
3/8	184.80	Geo. Washington	185.55	L
3/15		ACC Tournament @ Maryland		
	186.70	North Carolina	185.35	W
		NC State	183.55	W
3/21	185.80	at Indiana (Pa.)	185.75	W
3/23		ECAC Championships		
	183.90	vs. Towson State	189.55	L
		vs. New Hampshire	186.90	L
		vs. William & Mary	183.95	L
		vs. Northeastern	179.80	W
		vs. James Madison	179.15	W

4/6		NCAA Southeast Region Champs @ Georgia		
	183.90	at Georgia	194.725	L
		vs. Florida	191.175	L
		vs. West Virginia	189.775	L
		vs. Towson State	187.300	L
		vs. North Carolina	185.825	L
		vs. Geo. Washington	185.525L	

**1992 (11-24 OVERALL)**

1/11	183.60	North Carolina	184.85	L
1/19	178.80	at William & Mary	180.05	L
1/24	183.15	vs. Geo. Washington	187.45	L
		vs. Temple	183.75	L
		at Pennsylvania	180.25	W
		vs. Bridgeport	180.15	W
		vs. William & Mary	179.40	W
		vs. Yale	179.30	W
		vs. Indiana (Pa.)	175.35	W
2/2	183.60	Towson State	188.90	L
		Navy	155.45	W
2/8	185.40	Temple	184.60	W
2/16	181.55	at Towson State	190.20	L
		vs. Temple	183.85	L
		vs. Cortland State	174.15	W
		vs. Air Force	172.60	W
		vs. Longwood	98.650	W
2/21	184.95	at North Carolina	188.25	L
		vs. William & Mary	185.45	L
3/4	183.20	at James Madison	186.50	L
3/6	187.75	Geo. Washington	190.65	L
3/10	176.10	at UCSB	186.75	L
		vs. Northern Illinois	186.60	L
3/12	181.80	vs. UC-Santa Barbara	187.85L	
		at Illinois State	182.85	L
3/21	183.85	at NC State	190.35	L
		vs. Geo. Washington	189.35	L
		vs. North Carolina	187.40	L
		vs. William & Mary	185.35	L
3/28		ECAC Championships @ Pittsburgh		
	182.25	vs. Towson	191.90	L
		vs. New Hampshire	188.90	L
		vs. James Madison	186.55	L
		at Pittsburgh	184.10	L
		vs. William & Mary	182.75	L
		vs. Northeastern	180.25	W


**1993 (20-12 OVERALL)**

1/19	183.90	William & Mary	181.25	W
1/25	183.10	at Radford	181.05	W
1/29		Geo. Washington Invitational		
	183.30	at Geo. Washington	185.85	L
		vs. NC State	184.25	L
		vs. Temple	181.95	W
		vs. Pennsylvania	178.55	W
		vs. Yale	178.40	W
		vs. Indiana (Pa.)	172.75	W
2/7		Maryland State Games at Towson State		
	182.00	at Towson State	186.25	L
		vs. Geo. Washington	186.15	L
		vs. Navy	162.45	W
2/14	187.55	North Carolina	183.95	W
2/20		Towson Invitational		
	186.55	at Towson State	189.20	L
		vs. North Carolina	186.80	L
		vs. William & Mary	185.35	W
		vs. James Madison	184.70	W
		vs. Temple	184.40	W
		vs. Pennsylvania	182.85	W

2/27	181.95	at Temple	181.40	W
3/6	187.55	vs. Geo. Washington	190.55	L
		at NC State	190.40	L
		vs. Central Michigan	189.65	L
		vs. James Madison	188.65	L
		vs. William & Mary	187.40	W
		vs. North Carolina	186.50	W
3/11	188.55	Radford	179.40	W
3/20		ECAC Championships at Towson State		
	187.90	at Towson State	191.25	L
		vs. New Hampshire	189.70	L
		vs. William & Mary	187.30	W
		vs. Pittsburgh	187.20	W
		vs. James Madison	186.45	W
		vs. Vermont	186.35	W

**1994 (13-24-1 OVERALL)**

1/22	180.40	at Towson State	186.125	L
1/27		Geo. Washington Invitational		
	180.925	vs. William & Mary	185.775	L
		at Geo. Washington	185.200	L
		vs. Temple	182.025	L
		vs. Pennsylvania	180.825	W
		vs. Yale	180.400	W
		vs. Bridgeport	178.025	W
2/4		Maryland State/Beltway Games		
	184.825	Towson State	186.650	L
		Geo. Washington	184.850	L
2/18		Towson State Invitational		
	183.25	at Towson State	189.075	L
		vs. Geo. Washington	185.075L	
		vs. Temple	184.300	L
		vs. Pennsylvania	183.250	T
		vs. North Carolina	182.800	W
		vs. William & Mary	182.700	W
2/25	183.90	William & Mary	184.175	L
3/3	184.075	Temple	184.575	L
3/8	183.50	Geo. Washington	187.400	L
3/12		Bubble Invitational @ NC State		
	183.50	@ NC State	191.425	L
		vs. Geo. Washington	188.150L	
		vs. James Madison	186.575	L
		vs. North Carolina	186.200	L
		vs. Yale	182.975	W
		vs. Pittsburgh	182.450	W
3/19	186.025	Massachusetts	187.575	L
		North Carolina	184.550	W
		Northeastern	183.675	W
		Vermont	182.975	W
3/25		ACC Inv. Tournament @ North Carolina		
	183.975	at North Carolina	187.925	L
		vs. NC State	186.925	L
		vs. Radford	183.300	W
4/15		USAG National Collegiate Championships @ Texas Women's Univ.		
	184.050	at Texas Women's Univ.	189.475L	
		vs. Seattle Pacific	185.700	L
		vs. Sacramento St.	185.500	L
		vs. Centenary	185.100	L
		vs. UC Davis	184.400	L
		vs. Air Force	181.825	W
		vs. Bridgeport	181.550	W



**1995 (23-14 OVERALL)**

1/13	169.30	at Temple	182.500	L
		vs. Rutgers	174.275	L
1/28		Geo. Washington Invitational		
	184.70	at Geo. Washington	186.400	L
		vs. Temple	184.975	L
		vs. William & Mary	181.775	W
		vs. Pennsylvania	180.500	W
		vs. So. Connecticut	178.850	W
		vs. Springfield	174.600	W
2/5	186.10	vs. Towson State	189.025	L
		at Geo. Washington	185.400	W
2/12	187.375	at North Carolina	186.325	W
2/18		Towson State Invitational		
	183.35	at Towson State	190.700	L
		vs. Geo. Washington	187.325L	
		vs. North Carolina	182.875	W
		vs. William & Mary	182.875	W
		vs. Temple	181.700	W
		vs. Pennsylvania	177.550	W
2/24	185.15	Temple	184.125	W
3/4		Bubble Invitational @ NC State		
	189.475	at NC State	192.275	L
		vs. Geo. Washington	189.350W	
		vs. North Carolina	185.725	W
		vs. Yale	182.475	W
3/8	188.30	Geo. Washington	188.575	L
3/12	187.125	North Carolina	185.850	W
		James Madison	185.725	W
3/18	185.475	Yale	182.450	W
		Cornell	168.400	W
3/21		ACC Tournament @ NC State		
	188.50	at NC State	192.775	L
		vs. North Carolina	187.775	W
		vs. Radford	184.775	W
4/13		USAG Collegiate Championships @ North Texas		
	186.20	vs. Texas Women's U.	190.100L	
		vs. Seattle Pacific	189.025	L
		vs. Sacramento St.	188.075	L
		vs. Bridgeport	187.325	L
		vs. UC Davis	183.650	W
		vs. Air Force	183.025	W
		vs. So. Connecticut	182.725	W

**1996 (25-24 OVERALL)**

1/21	188.025	Radford	178.625	W
1/27		Geo. Washington Invitational		
	186.65	at Geo. Washington	190.725	L
		vs. William & Mary	187.25	L
		vs. So. Connecticut	183.65	W
		vs. Bridgeport	183.45	W
		vs. Temple	183.10	W
		vs. Pennsylvania	176.85	W
2/3		Governor's Cup @ Towson State		
	188.425	at Towson State	191.625	L
		vs. North Carolina	188.075	W
2/17		Towson Invitational		
	189.65	at Towson State	191.625	L
		vs. Geo. Washington	190.725L	
		vs. William & Mary	188.400	W
		vs. Temple	182.275	W
		vs. Pennsylvania	179.450	W
2/24	190.75	Temple	185.525	W

3/2		Bubble Invitational @ NC State		
	190.275	vs. Geo. Washington	190.775L	
		at NC State	190.75	L
		vs. William & Mary	188.225	W
		vs. Western Michigan	187.925W	
		vs. Pittsburgh	187.075	W
		vs. James Madison	187.350	W
3/12	192.325	Geo. Washington	188.750	W
3/16	193.30	Pittsburgh	190.575	W
		James Madison	189.925	W
		Indiana (Pa.)	177.600	W
3/23	191.10	at NC State	193.750	L
		vs. North Carolina	190.575	W
		vs. William & Mary	189.175	W
		vs. Radford	185.625	W
3/30		EAGL Championships @ West Virginia		
	192.15	at West Virginia	194.600	L
		vs. Towson State	193.725	L
		vs. NC State	192.300	L
		vs. New Hampshire	191.700	W
		vs. North Carolina	189.300	W
		vs. Pittsburgh	189.150	W
		vs. Rutgers	188.000	W
4/13		NCAA Southeast Region Championships		
	189.90	vs. Georgia	196.950	L
		vs. Florida	193.375	L
		vs. Kentucky	193.925	L
		vs. Towson State	192.650	L
		vs. West Virginia	191.875	L
		vs. NC State	191.875	L
4/21		NIT @ Southeast Missouri State		
	189.70	vs. Towson State	194.525	L
		vs. Iowa	194.150	L
		vs. SE Missouri State	193.575L	
		vs. Illinois-Chicago	192.300	L
		vs. Boise State	192.275	L
		vs. Illinois	191.400	L
		vs. Northern Illinois	190.475	L

**1997 (11-19 OVERALL)**

1/19	190.775	Rhode Island	183.475	W
1/25	189.90	vs. New Hampshire	192.050	L
		at Pittsburgh	190.575	L
		vs. Bowling Green	188.650	W
2/2	188.675	Towson State	189.050	L
2/9	190.650	at Towson State	189.450	L
2/9		Governor's Cup @ North Carolina		
	190.65	vs. Towson State	194.475	L
		at North Carolina	192.825	L
		vs. NC State	190.200	W
2/16	191.175	vs. Oregon State	194.375	L
		at Michigan State	193.025	L
		vs. Geo. Washington	191.400L	
2/23		Towson Invitational		
	189.45	at Towson State	193.950	L
		vs. Geo. Washington	190.825L	
		vs. Pennsylvania	185.900	W
		vs. William & Mary	184.475	W
		vs. Temple	184.625	W
3/1		Bubble Invitational @ NC State		
	190.35	at NC State	195.475	L
		vs. Geo. Washington	192.575L	
		vs. William & Mary	189.959	W
		vs. Radford	186.900	W
3/11	192.775	Northern Illinois	192.150	W
3/15	193.80	Radford	187.075	W

3/25		EAGL Championships @ NC State		
	191.775	vs. West Virginia	196.000	L
		at NC State	195.100	L
		vs. New Hampshire	193.100	L
		vs. Pittsburgh	192.850	L
		vs. North Carolina	192.325	L
		vs. Towson	192.100	L
		vs. Rutgers	190.050	W


**1998 (22-18 OVERALL)**

1/9	188.575	Towson	185.125	W
1/16	184.90	vs. James Madison	182.500	W
		at Temple	178.920	W
		vs. Ursinus	165.625	W
1/24	189.90	at Rhode Island	190.175	L
1/30	191.35	at Florida	195.575	L
2/7		Governor's Cup @ Maryland		
	191.70	NC State	192.125	L
		Towson	191.675	W
		North Carolina	190.650	W
2/14	190.725	at West Virginia	194.975	L
		vs. Auburn	190.125	W
		vs. Radford	186.600	W
2/22		Towson Invitational		
	190.925	at Towson	192.200	L
		vs. Geo. Washington	190.100W	
		vs. Pennsylvania	185.725	W
		vs. Temple	183.500	W
		vs. Yale	185.025	W
2/24	192.05	at Geo. Washington	194.150	L
		vs. Radford	188.500	W
		vs. Eastern Michigan	187.700W	
2/27		Bermuda Invitational		
	189.30	vs. Towson	191.850	L
		vs. New Hampshire	190.725	L
3/7		Bubble Invitational @ NC State		
	192.075	at NC State	195.450	L
		vs. James Madison	184.900	W
		vs. Radford	184.225	W
		vs. William & Mary	183.400	W
3/11	193.475	Geo. Washington	193.200	W
3/21		EAGL Championships @ Rutgers		
	192.675	vs. West Virginia	195.500	L
		vs. New Hampshire	193.850	L
		vs. NC State	193.825	L
		vs. Towson	192.450	W
		vs. Pittsburgh	192.225	W
		vs. North Carolina	190.975	W
		at Rutgers	190.875	W
4/4		NCAA Southeast Region Champs @ Georgia		
	190.10	at Georgia	198.575	L
		vs. Florida	197.075	L
		vs. NC State	195.125	L
		vs. West Virginia	194.800	L
		vs. Kentucky	192.150	L
		vs. Geo. Washington	191.150L	

**1999 (29-13 OVERALL)**

1/9	192.375	at Radford	185.125	W
1/23		at George Washington Invitational		
	189.825	North Carolina	189.475	W
		William & Mary	186.650	W
		at George Washington	186.150W	
		Temple	185.400	W
		Pennsylvania	183.300	W
1/31	188.400	at UCLA	192.350	L
		Washington	191.475	L
		UC Santa Barbara	183.575	W

## 2008 MARYLAND GYMNASTICS

27  
SPORTS

2/7	Governor's Cup @ NC State	
	193.200 at NC State	193.550 L
	vs. North Carolina	193.225 L
	vs. Towson	192.875 W
2/13	195.175 West Virginia	193.100 W
	Temple	183.150 W
2/17	194.600 George Washington	192.175 W
2/26	194.500 at Towson	194.875 L
2/28	195.200 at Nebraska	195.725 L
	vs. Arizona State	195.250 L
	vs. California	188.850 W
3/6	Wolfpack Invitational @ NC State	
	195.425 at NC State	195.375 W
	vs. James Madison	190.325 W
	vs. William & Mary	189.825 W
	vs. Radford	189.650 W
	vs. Pennsylvania	187.850 W
3/13	195.575 Florida	196.225 L
	George Washington	192.975 W
	Rhode Island	192.250 W
3/20	193.100 at West Virginia	195.400 L
	Ball State	191.625 W
	Rutgers	191.425 W
3/27	EAGL Championships @ Maryland	
	195.475 NC State	196.050 L
	New Hampshire	194.800 W
	North Carolina	194.675 W
	Towson	194.325 W
	West Virginia	194.100 W
	Pittsburgh	192.850 W
	Rutgers	192.375 W
4/10	NCAA Southeast Region Champs @ WVU	
	194.125 Alabama	196.625 L
	at West Virginia	195.275 L
	NC State	194.900 L
	Ohio State	193.050 W
	Towson	192.850 W

**2000 (19-12 OVERALL)**

1/8	193.550 Towson	192.225 W
1/14	191.950 at Arizona State	194.700 L
	vs. Stanford	193.275 L
	vs. Ohio State	192.000 L
1/17	192.925 at Southern Utah	192.575 W
1/28	194.175 Radford	182.825 W
1/30	192.000 at Radford	187.450 W
2/4	Governor's Cup @ Towson	
	195.950 at Towson*	194.775 W
	vs. North Carolina*	193.750 W
	vs. NC State*	191.525 W
2/7	195.675 at Geo. Washington	194.300 W
2/12	191.925 at New Hampshire*	194.600 L
	vs. Geo. Washington	192.500 L
	vs. Bowling Green	192.475 L
2/16	195.000 at Temple	186.300 W
2/26	193.000 at Michigan	197.275 L
3/2	195.050 Western Michigan	193.625 W
	James Madison	190.300 W
3/10	197.125 Temple	189.225 W
3/18	EAGL Championships @ Pittsburgh	
	195.050 at Pittsburgh	195.275 L
	NC State	196.000 L
	West Virginia	194.700 W
	Towson	195.025 W
	New Hampshire	194.550 W
	North Carolina	194.475 W
	Rutgers	191.625 W

4/1	NCAA Southeast Region Champs @ Georgia	
	193.775 at Georgia	196.725 L
	Brigham Young	194.700 L
	Towson	194.325 L
	NC State	193.475 W
	George Washington	191.650 W

**2001 (19-10 OVERALL)**

1/13	191.925 at Denver	194.175 L
	Washington	192.900 L
	California	191.650 W
1/20	188.875 at Rhode Island	191.525 L
1/26	193.750 Radford	65.900 W
2/3	Governor's Cup @ North Carolina	
	194.100 at North Carolina	194.450 L
	Towson	194.225 L
	NC State	192.700 W
2/8	192.275 George Washington	194.550 L
2/19	191.700 at George Washington	194.750 L
3/3	195.500 Penn State	195.350 W
3/9	195.800 James Madison	191.225 W
3/11	196.200 Rutgers	191.600 W
3/16	195.500 at Towson	194.950 W
	Rhode Island	191.075 W
	Temple	185.400 W
3/19	196.500 George Washington	196.000 W
3/24	EAGL Championships @ North Carolina	
	195.875 at North Carolina	193.325 W
	West Virginia	196.375 L
	Towson	194.600 W
	New Hampshire	194.375 W
	NC State	193.275 W
	Rutgers	191.825 W
	Pittsburgh	191.025 W
4/7	NCAA Southeast Region Champs @ Florida	
	195.850 at Florida	196.650 L
	Georgia	197.775 L
	George Washington	194.675 W
	Iowa	193.775 W
	NC State	193.500 W

**2002 (21-9 OVERALL)**

1/20	189.475 at Texas Women's	189.675 L
1/25	194.550 Geo. Washington	193.850 W
1/27	194.875 Georgia	196.475 L
	Temple	189.950 W
2/2	Governor's Cup @ Maryland	
	195.300 North Carolina	194.675 W
	NC State	194.825 W
	Towson	190.575 W
2/10	193.875 at West Virginia	194.400 L
	James Madison	187.550 W
	Kent State	193.775 W
2/13	195.350 at Geo. Washington	194.875 W
2/16	196.100 Rhode Island	189.225 W
2/23	192.500 at Rutgers	190.450 W
	Ursinus	183.225 W
	Cortland	182.425 W
3/1	192.925 at Florida	196.100 L
	Georgia	196.300 L
	Iowa State	194.975 L
3/9	194.075 at Penn State	195.800 L
	vs. Rhode Island	191.500 W
3/16	195.325 Towson	192.275 W
	Rutgers	190.275 W
	William & Mary	192.225 W

3/23	EAGL Championships @ Towson	
	194.825 North Carolina	196.425 L
	West Virginia	196.025 L
	NC State	194.725 W
	New Hampshire	194.375 W
	Pittsburgh	194.275 W
	Rutgers	192.700 W
	at Towson	192.350 W

**2003 (15-12-1 OVERALL)**

1/10	at Bahamas Breeze Invitational	
	190.450 Louisiana State	194.600 L
	Illinois	190.125 W
	Towson	190.225 W
1/17	191.900 at NC State	193.850 L
	Ohio State	192.275 L
1/25	193.450 Temple	190.525 W
1/31	191.425 at Georgia	196.425 L
2/8	Governor's Cup @ Towson	
	194.300 NC State	195.675 L
	North Carolina	196.775 L
	Towson	194.575 L
2/14	193.775 West Virginia	192.975 W
2/22	195.825 Texas Women's	190.225 W
	James Madison	190.600 W
	Towson	195.400 W
3/1	193.250 George Washington	193.950 L
3/8	196.025 George Washington	193.675 W
	Pennsylvania	188.200 W
	North Carolina	194.925 W
3/12	196.650 at George Washington	195.475 W
3/15	195.750 Rutgers	193.825 W
3/21	194.350 at Towson	196.625 L
3/29	EAGL Championships @ New Hampshire	
	195.775 NC State	196.675 L
	North Carolina	196.025 L
	New Hampshire	196.750 L
	Towson	195.775 T
	West Virginia	196.650 W
	Pittsburgh	193.975 W
	Rutgers	193.025 W
4/12	NCAA Southeast Regionals @ Georgia	
	193.825 NC State	193.525 W
	Georgia	197.125 L
	Ohio State	193.650 W
	North Carolina	194.900 L
	Florida	194.925 L

**2004 (13-16 OVERALL)**

1/10	192.825 at Ohio State	193.775 L
	Pittsburgh	193.450 L
1/17	194.650 at Denver	195.975 L
1/24	194.375 at North Carolina	194.900 L
1/31	195.750 Towson	194.275 W
	Temple	189.300 W
	James Madison	188.950 W
2/7	9th Annual Governor's Cup @ Towson	
	195.350 North Carolina	195.975 L
	NC State	195.225 W
	Towson	193.350 W
2/11	192.975 Geo. Washington	195.400 W
2/14	196.325 Iowa	197.150 L
2/22	196.375 at West Virginia	194.950 L
	Michigan	196.200 L
2/28	193.925 at Rutgers	195.100 L
	Temple	192.425 W
	Bridgeport	189.500 W

3/3	195.800	Geo. Washington	195.350	W
3/6	197.775	Stanford	197.375	L
3/12	195.350	NC State	197.125	L
		Pittsburgh	195.700	L
		Air Force	192.800	W
3/20		EAGL Championships @ Pittsburgh		
	196.025	West Virginia	197.050	L
		North Carolina	196.725	L
		NC State	196.600	L
		Pittsburgh	196.050	L
		New Hampshire	195.950	W
		Towson	194.650	W
		Rutgers	192.475	W
4/3		NCAA Southeast Regionals @ Florida		
194.575		UCLA	197.325	L
		Nebraska	196.375	L
		North Carolina	196.350	L
		West Virginia	195.275	L
		NC State	194.375	W

**2005 (18-12-1 OVERALL)**

1/8		at Maui Invitational		
	193.975	Arizona State	195.700	L
		Alaska-Anchorage	191.275	W
		Boise State	190.900	W
1/15	191.550	at Michigan	196.025	L
		at Minnesota	193.925	L
		at Ohio State	192.675	L
1/22	193.525	Towson	191.425	W
1/29	192.325	at Penn State	196.300	L
2/5		10th Annual Governor's Cup @ North Carolina		
	192.425	North Carolina	193.225	L
		NC State	193.025	L
		Towson	191.850	W
2/11	192.475	Rutgers	189.550	W
		Temple	188.950	W
		SUNYBrockport	180.800	W
2/19	192.400	at Pittsburgh	192.075	W
2/23	192.725	George Washington	191.725	W
3/2	191.050	at George Washington	191.750	L
3/3	195.800	Geo. Washington	195.350	W
3/5	192.475	North Carolina	193.150	L
3/12	192.850	at Towson	193.475	L
		Rutgers	192.700	W
		Pittsburgh	191.225	W
3/18	194.125	Arizona	195.650	L
		Rhode Island	189.975	W
		James Madison	186.600	W
3/25		EAGL Championships @ NC State		
	195.200	North Carolina	195.975	L
		West Virginia	195.200	T
		NC State	194.975	W
		Geo. Washington	194.200	W
		New Hampshire	193.250	W
		Rutgers	192.625	W
		Pittsburgh	191.100	W

**2006 (16-12 OVERALL)**

1/7	189.300	James Madison	177.750	W
1/14	188.300	at Georgia	195.825	L
1/21	190.400	at Illinois	192.450	L
1/29	191.975	at UNC	191.725	W
		Kentucky	193.450	L
		James Madison	183.350	W
2/4		11th Annual Governor's Cup @ Maryland		
	192.375	North Carolina	195.050	L
		NC State	192.250	W
		Towson	191.300	W
2/11	190.85	at Pittsburgh	192.925	L
		Ohio State	192.850	L
		SUNY Brockport	178.325	W
2/17	193.075	Pittsburgh	191.150	W
		Rutgers	191.050	W
2/26	194.150	Temple	186.125	W
3/4	193.025	at Towson	193.550	L
		William & Mary	189.175	W
3/7	192.925	Geo. Washington	191.300	W
3/17	194.575	at NC State	194.625	L
		New Hampshire	195.750	W
		Geo. Washington	193.250	W
3/25		EAGL Championships @ Rutgers		
	194.175	North Carolina	195.325	L
		NC State	195.075	L
		West Virginia	194.900	L
		New Hampshire	194.450	L
		Geo. Washington	193.775	W
		Rutgers	191.425	W
		Pittsburgh	190.225	W

**2007 (8-20 OVERALL)**

1/12	191.750	Towson	189.225	W
		Penn	181.825	W
1/19	189.375	at Pittsburgh	190.725	L
		Michigan State	192.150	L
		West Virginia	193.150	L
1/26	191.350	at Kentucky	193.775	L
		North Carolina	192.000	L
		West Virginia	192.875	L
2/2	191.925	at NC State	194.600	L
		North Carolina	194.200	L
		Towson	191.850	W
2/8	194.500	George Washington	191.500	W
2/17	194.550	at New Hampshire	195.250	L
2/23	194.700	New Hampshire	193.525	W
		Temple	191.200	W
		James Madison	187.450	W
3/2	191.600	Penn State	195.275	L
3/10	194.025	North Carolina	193.750	W
3/16	193.15	at Towson	194.500	L
		George Washington	193.750	L
3/23	190.975	at Michigan	196.075	L
3/30		EAGL Championships @ Maryland		
	191.175	NC State	195.475	L
		West Virginia	195.300	L
		North Carolina	194.925	L
		Pittsburgh	194.150	L
		George Washington	192.775	L
		Rutgers	192.600	L
		New Hampshire	191.525	L

**SERIES RECORDS**

Team	W	L	T	Team	W	L	T
Air Force	4	0	0	Montana	2	0	0
Alabama	0	8	0	Montgomery CC	1	0	0
Alaska-Anchorage	1	0	0	Navy	10	0	0
Arizona	0	4	0	Nebraska	0	5	0
Arizona State	0	4	0	New Hampshire	11	18	0
Auburn	4	1	0	New Mexico	1	2	0
Ball State	1	0	0	North Carolina	4	0	0
Boise State	1	1	0	North Carolina	35	36	0
Bowling Green	1	1	0	NC State	28	32	0
Bridgeport	6	1	0	Northern Illinois	1	3	0
Brigham Young	2	1	0	Ohio State	1	9	0
California-Berkeley	2	1	0	Oklahoma	0	6	0
UC-Davis	1	1	0	Oregon State	0	2	0
UCLA	0	3	0	Penn State	1	7	0
UC-Santa Barbara	3	2	0	Pennsylvania	24	1	1
Centenary College	0	1	0	Pittsburgh	16	17	0
Central Michigan	0	1	0	Princeton	2	0	0
Clarion	1	0	0	Radford	18	0	0
Clemson	1	0	0	Rhode Island	14	4	0
Cornell	5	0	0	Rutgers	26	6	0
Cortland State	3	0	0	Sacramento State	0	2	0
Denver	1	2	0	San Diego State	1	0	0
Duke	5	2	0	Seattle	0	1	0
East Carolina	2	0	0	Seattle Pacific	0	2	0
Eastern Michigan	1	0	0	Slippery Rock	0	2	1
Florida	0	16	0	SE Missouri State	0	1	0
Frostburg State	5	0	0	Southern Connecticut	3	0	0
Georgetown	5	0	0	Southern Utah	1	0	0
George Washington	40	32	0	Springfield	1	0	0
Georgia	0	23	0	Stanford	0	2	0
Georgia College	1	0	0	Temple	30	12	0
Glassboro State	2	1	0	Texas Women's	1	3	0
Hofstra	2	0	0	Towson	29	44	1
Illinois-Champaign	1	2	0	Trenton State	3	1	0
Illinois-Chicago	0	1	0	UCLA	0	1	0
Illinois State	0	2	0	UMBC	7	2	0
Indiana	1	0	0	Ursinus	2	0	0
Indiana (Pa.)	11	1	0	USC	1	1	0
Iowa	1	2	0	Utah	0	1	0
Iowa State	0	1	0	Vermont	2	0	0
Ithaca	2	0	0	Virginia Tech	2	0	0
James Madison	25	6	0	Washington	0	4	0
Kent State	2	2	0	West Chester State	1	5	0
Kentucky	4	7	0	Western Michigan	2	0	0
Longwood	1	0	0	West Virginia	15	33	1
Louisiana State	1	5	0	William Paterson	4	0	0
Madison College	1	3	0	William & Mary	21	9	0
Massachusetts	6	3	0	Wisconsin	0	0	1
Memphis State	1	0	0	Yale	8	1	0
Michigan	1	4	0	Youngstown State	2	0	0
Michigan State	0	4	0				
Minnesota	0	2	0				